



POZZETTI

Pozzetti termometrici

- ◆ ricavati da tubo o da barra;
- ◆ filettati o flangiati;
- ◆ di AISI 316L o di materiali speciali.

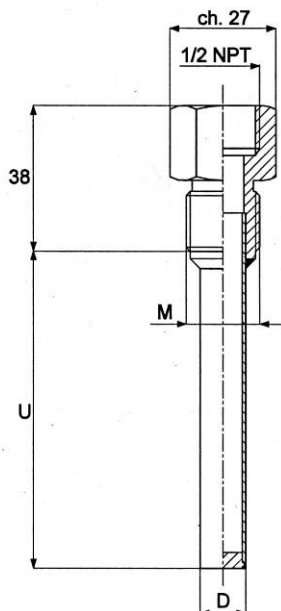
THERMOWELLS

Thermowells

- ◆ from pipe or bar stock;
- ◆ threaded or flanged;
- ◆ AISI 316L st.st. or special materials.

H = testata - head • U = immersione - immersion • T = estensione - extension

P2



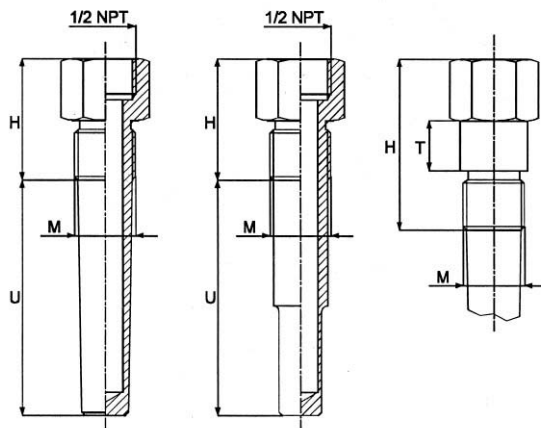
Pozzetto filettato PN 25 e PN 100 ricavato da tubo

- o di acciaio inox AISI 316L;
- o diametro D 14,5 mm (serie ST) o D 12 mm (serie BT) - PN 25;
- o diametro D 21,34 mm (serie ST) o D 13,72 (serie BT) - PN 100;
- o lunghezza U da stabilire;
- o attacco al processo filettato maschio M:
 - G 1/2 B (1/2 Gas o BSP) - PN 25 (serie ST e BT) - PN 100 (serie BT);
 - 1/2-14 NPT EXT (1/2 NPT) - PN 25 (serie ST e BT) - PN 100 (serie BT);
 - G 3/4 B (3/4 Gas o BSP) - PN 25 e PN 100;
 - 3/4-14 NPT EXT (3/4 NPT) - PN 25 e PN 100;
 - altri su richiesta.

Threaded thermowell PN 25 and PN 100 built-up from pipe

- o AISI 316L stainless steel;
- o diameter D 14,5 mm (ST series) or D 12 mm (BT series) - PN 25;
- o diameter D 21,34 mm (ST series) or D 13,72 (BT series) - PN 100;
- o length U to be agreed;
- o male threaded process connection M:
 - G 1/2 B (1/2 Gas or BSP) - PN 25 (ST and BT series) - PN 100 (BT series);
 - 1/2-14 NPT EXT (1/2 NPT) - PN 25 (ST and BT series) - PN 100 (BT series);
 - G 3/4 B (3/4 Gas or BSP) - PN 25 and PN 100;
 - 3/4-14 NPT EXT (3/4 NPT) - PN 25 and PN 100;
 - others on request.

P3



Pozzetto filettato ricavato da barra

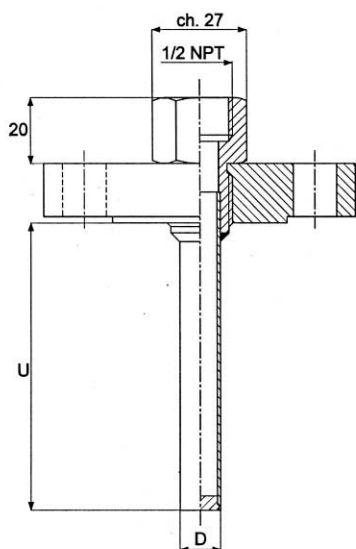
- o materiale:
 - acciaio inox AISI 316L di serie;
 - speciale su richiesta;
- o attacco filettato maschio M da 1/2, 3/4, 1 Gas o NPT o altre da stabilire;
- o dimensioni ed eventuale estensione T da stabilire.

Threaded thermowell drilled from bar stock

- o material:
 - AISI 316L stainless steel standard;
 - special material on request;
- o 1/2, 3/4, 1M male threaded connection, Gas or NPT or other type to be agreed;
- o dimensions and eventual insulation extension T to be agreed.



P4



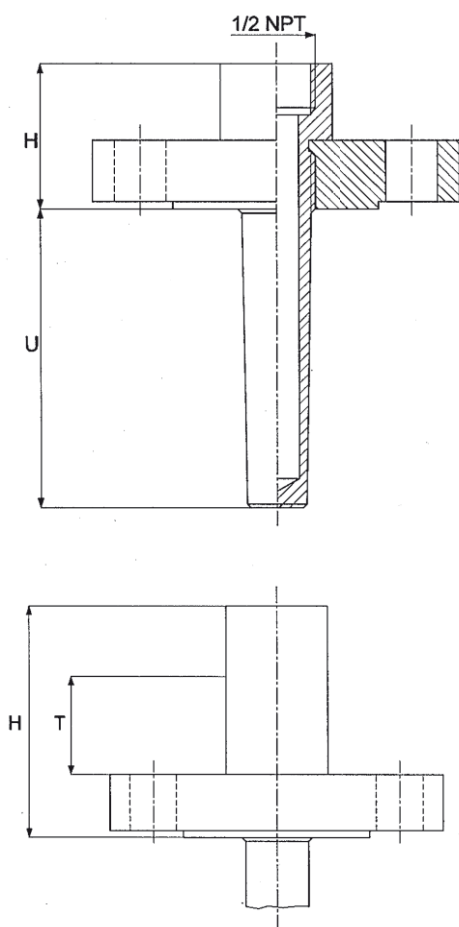
Pozzetto flangiato PN 25 ricavato da tubo

- o di acciaio inox AISI 316L;
- o diametro D 14,5 mm (serie ST) o D 12 mm (serie BT);
- o lunghezza U da stabilire;
- o attacco al processo flangiato;
- o dimensioni da stabilire.

Flanged thermowell PN 25 built-up from pipe

- o AISI 316L stainless steel;
- o diameter D 14,5 mm (ST series) or D 12 mm (BT series);
- o length U to be agreed;
- o flanged process connection;
- o dimensions to be agreed.

P5

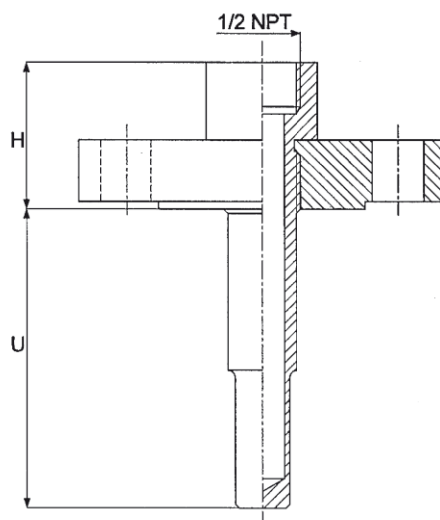


Pozzetto flangiato ricavato da barra

- o materiale:
 - acciaio inox AISI 316L di serie;
 - speciale su richiesta;
- o attacco al processo flangiato;
- o dimensioni da stabilire.


Flanged thermowell drilled from bar stock

- o material:
 - AISI 316L stainless steel standard;
 - special material on request;
- o flanged process connection;
- o dimensions to be agreed.



La lunghezza L dei termometri deve essere maggiorata di 40 mm (o superiore per pozzetti flangiati) rispetto alla lunghezza U dei pozzetti

40 mm must be added to thermometers L length if a thermowell is fitted (may be increased in case of flanged thermowell)



COME ORDINARE

HOW TO ORDER

Model	Immersion U	Connection
P2/PN 25	100	1/2 Gas
P2/PN 100	150	1/2 NPT
P3	200	3/4 Gas
P4	250	3/4 NPT
P5	300	DN... PN...
	400	DN... CLASS...
	Others	Others

EXAMPLE = P2/PN 25-U100-M 1/2 Gas

nota: l'utilizzatore deve assicurare la conduzione termica tra bulbo e pozzetto con olio minerale o polveri minerali adatte
note: user must secure the thermal conduction between bulb and thermowell with mineral oil or suitable mineral powders